

A large group of students and staff members are gathered in a modern school atrium. The students are dressed in formal attire, including suits and school uniforms. They are arranged in many rows, filling the space. The background shows a large glass entrance and modern architectural elements like windows and benches. The overall atmosphere is professional and celebratory.

# KS4 Success Evening

12<sup>th</sup> September 2018

*How you can support your child to make the most of their learning in Years 10 and 11*

# Why have GCSEs been reformed?

- To provide a stronger foundation for further study and employment
- To support students in developing the knowledge, skills and values they need for life in modern Britain
- To match the standards of the best education systems in the world.



# The Key Features of the Reformed GCSEs:

- **New grading 9-1 replaces the A\*-G**
- **No Higher or Foundation papers except for in Maths, MFL and Science**
- **Completely linear so no modules, coursework, controlled assessments (except for 10% in Science practical work).**
- **Practical assessments shown only in a few subjects where it's absolutely necessary eg. Art & Design**
- **Exams are terminal so only at the end of the course**
- **Increased extended writing in exams**

# The 9-1 Grading Structure

NEW GCSE GRADING STRUCTURE	CURRENT GCSE GRADING STRUCTURE
9	A*
8	A*
7	A
6	B
5	B
4	C
3	D
2	E
1	F
	G
U	U

**GOOD PASS (DfE)**  
5 and above = top of C and above

**AWARDING**  
4 and above = bottom of C and above

- Old 'C' now a 4/5
- Lowest C grade now awarded lowest 4
- A 9 is like a double A\*
- Only half of students previously awarded A\* will achieve a 9.

# So what are the challenges presented by the Reformed GCSEs?

- Knowledge
- Application of knowledge
- Memory
- Handwriting
- Writing at Pace
- Stamina



# **'5 A\*-C including English & Maths %' has been replaced by these 4 measures:**

- **From the Best 8 subjects: Attainment 8 score – ALL subjects matter!**
- **English & Maths**
- **Ebacc (English Baccalaureate): combination of subjects to be studied by a significant number of our students**
- **These subjects are: English, Maths, at least 2 Sciences (including Computer Science), MFL and either History or Geography – facilitating subjects for many universities (although there are lots of other subjects which will prepare your child for university)**



# Learning a Language

- Student voice in parts of school suggests that MFL are seen as unimportant by some students.
- Improves memory and lengthens attention span
- Meet new people
- Travel!
- Employers are impressed
- Self-confidence
- *Don't allow Spanish to be undervalued!*
- *Think about your application forms, now and in the future.*

# How will I know how my child is doing?

- 3 reports a year
- Parents' Consultation Evenings (dates to follow)
- Behaviourwatch
- Phone calls and emails
- Doodle
- Fine grading eg. 5a/5b/5c





Attainment 8: 51.50



# ST PAUL'S ACADEMY

Student  
Photo

## Forename Surname 10D Year 10 Report 3

1: Exceptional 2: Above Expected 3: Expected 4: Below Expected 5: Significantly Below Expected

Any category colour coded red is a cause for concern that Forename will need to remedy as a matter of urgency.

Subject	Class Teacher	St Paul's KS4 Target Grade	Professional Judgement Grade	Attitude to Learning	Quality of Work	Meeting Work Deadlines	Punctuality	Learning Outside the Classroom	Area for Development for Forename to apply herself to:
English Language	Miss Sivadasan	7	7c	2	2	2	2	3	Create flashcards on character, theme and setting for your literature texts before your next report.
English Literature		7	7b	2	2	2	2	3	
Mathematics	Miss Cullina	6	4a	1	2	2	1	2	Sustain your current interest in and enthusiasm towards Mathematics.
Science	Ms Flamant	6	3c	3	4	3	3	4	Read and make use of information given in exam questions to maximise marks in written answers.
Religious Studies	Miss Irish	7	3a	3	2	4	1	4	Ensure that LOTC (Learning Outside The Classroom) is improved in order to meet the SPA target grade.
History	Miss Pooley	6	6b	1	2	2	1	2	Make full use of appropriate historical vocabulary to improve the clarity of written answers.
Spanish	Miss Martinez Gea	5	4c	3	3	3	1	4	Revise for vocabulary and grammar tests.
Food Technology	Miss Gregory	Dist	Merit1	3	3	2	3	3	Use past examination questions and papers to guide revision.
ICT CIDA	Mr Namiq	C	C2	3	2	2	2	3	Utilise class time by being more proactive, stop talking and avoid distractions to make progress.

Target Attendance **97% or better**

Forename's Attendance: **100.00%**

Unauthorised Absences: **0**

Number of Lates: **1**

# Look out for:

- **PPE Dates, including week beginning 25<sup>th</sup> February (for Yr 11)**
- **Boosters/ PPE/ speaking exams timetable**
- **Yr 10 Parent Consultation Evening: 21<sup>st</sup> November**
- **Yr 11 Parent Consultation Evenings: 14<sup>th</sup> November AND 20<sup>th</sup> March**
- **Please sign your child's planner every week...**

# Example of Daily HW – Directed by teacher

- **Complete Doodle Quiz on electromagnetism.**
- **Spend 30 mins on Judasim exam question.**
- **Learn 10 Spanish phrases from Work & Future Plans revision list.**
- **Maths Watch questions**
- **20 minutes personal reading before bed**

A large group of students in school uniforms are posing for a group photo in a school hallway. The students are arranged in many rows, filling the width of the hallway. They are wearing various school uniforms, including blazers, sweaters, and skirts. The hallway has large windows on the right side and a tiled floor. The background shows the interior of a school building with glass doors and windows.

# **Example of Weekly HW – Independently set by student**

- **Re-read Stave 2 of ‘A Christmas Carol’**
- **Use revision cards to revise the Treaty of Versailles studied last year**
- **Learn last half-term’s Maths formulae**
- **Bring Art sketch book up to date with annotations**

# Tracking Independent Work: Yr 10

Monday Number of hours	Tuesday Number of hours	Wednesday Number of hours	Thursday Number of hours	Friday Number of hours	Saturday Number of hours	Sunday Number of hours	Total hours this week

**Three - Six hours = Bronze**  
**Six - Nine hours = Silver**

**These stickers can be used in the Reward Shop**

**Learning outside the classroom is proven to raise student attainment**



# Knowledge Organising

Triple Science  
Biology  
simple cell transport  
components  
organs and organ systems  
structure  
tissues  
stomach and the digestive  
organs  
Photosynthesis

**Cell membranes**  
→ Cell membranes hold the cell together  
→ They also allow some things to go in and out of the cell by diffusion  
→ SMALL particles can be allowed through the membrane, but BIG particles cannot move through

○ = starch  
○ = glucose  
○ = protein  
○ = amino acid



**Cells**  
**Animal cell:**  
Nucleus - contains genetic material  
Cytoplasm - gel like substance where chemical reactions happen. Contains enzymes  
Cell membrane - controls what goes in and out of the cell & holds it in place  
Mitochondria - where energy is produced



Handwritten notes on a notebook page, including a diagram of a cell membrane and a list of organelles.

# Post 16 Ready

- **Vicki Banbrook from Connexions is our Careers Advisor.**
- **Encourage your child to build a positive profile of themselves.**
- **Student CV and 6<sup>th</sup> form interviews**
- **Take part in school life eg. running a stall at the Christmas Fayre, being a Sports Leader, taking a part in a school production**
- **Value home life achievements too eg. shopping for elderly relative or neighbor, babysitting, newspaper round.**
- **We are transparent with the reference that we send to post-16 institutions.**

# Christ the King

- Open Events

- Aquinas                      Saturday 24 November                      10.00 to 1.00 p.m.
- Emmanuel                      Saturday 10 November                      10.00 to 1.00 p.m.
- St Mary's                      Saturday 17 November                      10.00 to 1.00 p.m.
- Closing date for partner school applications                      21<sup>st</sup> December 2018

**Please see websites for different institutions**





# Exam Stress and Anxiety



- **Feel tense, worry a lot or become consistently irritable**
- **Get lots of headaches and stomach pains**
- **Not sleep well**
- **Lose interest in food or eat more than normal**
- **Not enjoy activities they previously enjoyed**
- **Seem negative or low in mood**
- **Seem hopeless about the future**
  
- **These signs, of course, may not be exam stress but worth looking out for**
- **Inform us at school if concerned: Learning Mentors, exam stress workshops, Careers Advisor**
- **Talk to your child; together, we can all help.**

A large group of students and staff members are gathered in a school hallway, posing for a group photo. The students are dressed in school uniforms, and the staff are in business attire. The hallway has large windows and a brick wall. The text "Ways to avoid exam stress and anxiety" is overlaid in a large, bold, blue font across the center of the image.

# Ways to avoid exam stress and anxiety

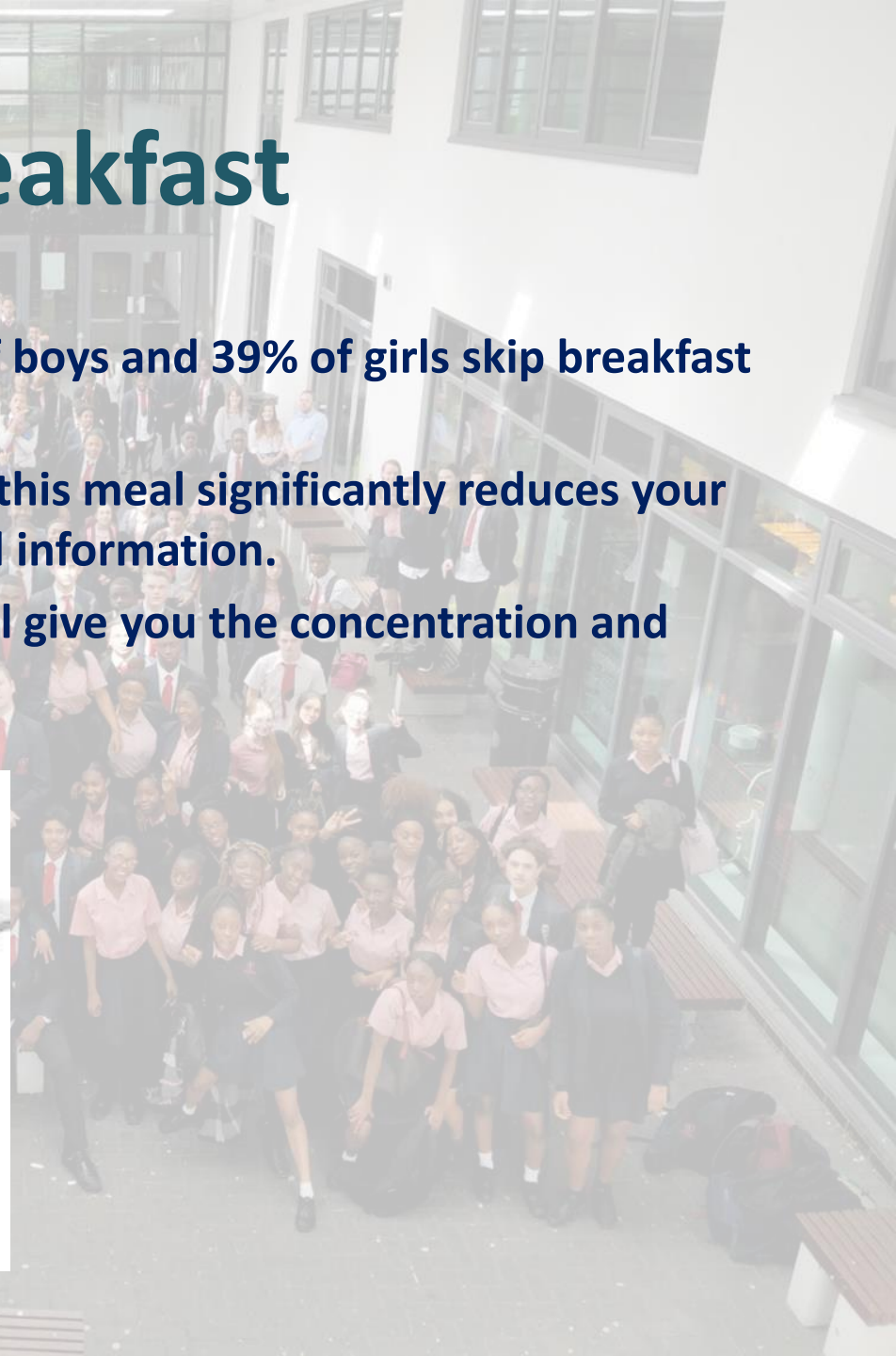
# Drink Water

- The human brain is made of around 85% water. Dehydration can cause headaches, poor concentration and reduced short-term memory.
- This is due to the fact that dehydration causes the level of energy production in the brain to decrease
- Avoid sugary drinks and 'energy' drinks.
- Bring a filled bottle of water to school everyday.



# Eat breakfast

- It is estimated that around 27% of boys and 39% of girls skip breakfast some or all of the time.
- Research has found that skipping this meal significantly reduces your attention and your ability to recall information.
- Simply having a bowl of cereal will give you the concentration and memory boost you need.



# Put your technology away

- This should be an obvious one, but for many it isn't. Phones can be distracting/addictive and create a feeling of FOMO!
- University students who spend more time texting and on social media get the worst grades.
- Researchers have found even the sight of a phone = enough to be very distracting...
- Out of sight really is out of mind!
- Turn the light down / 'night shift' it.
- All in family can address this!



# Start early and spread out...

- Don't underestimate the time needed for your practical coursework!
- Space your revision sessions!
- Ten one-hour sessions over ten days is better than ten hours in the same day.
- Actors can't learn their lines the day before the play; athletes don't start training the day before the race.
- Forgetting and then re-learning builds memory.



# Think twice about using highlighters

- People learn and recall information better if they connect it to other pieces of information.
- Highlighters don't do this, they isolate single pieces of information. So highlighting whole chunks and passages of text can give the appearance of having worked hard, but is of little value.
- Be advised by your teachers. They do have some purpose eg. Finding language examples Question 3 English Language Paper 2.



# Think twice before listening to music (SORRY!)

- Students who study in a quiet environment can recall more than those who revise while listening to music.
- Those with an exceptional ability to control their attention are not negatively affected as much but it doesn't help. At best, for these students, it just doesn't hinder them as much as everyone else.
- Revise with focus and feel the benefit of having longer to listen to your music afterwards!!





# Sleep!

- Find the balance between working hard but not staying up too late.
- If anxiety is regularly stopping you sleeping, please speak to your form tutor, mentor or a learning mentor about this. They can help you adapt your revision timetable and sort out your worries.
- Leave your phone outside your bedroom. Invest in a simple alarm clock.



# Fresh air, Exercise, Fun...

- Revision = quality, not quantity.
- Going outside and getting some fresh air helps people feel refreshed and focus better afterwards.
- Doing a little bit of exercise helps you deal better with stressful situations: it reduces anxiety and increases self-esteem.
- Plan to do other things: go for a run, visit free places in London, see a film, walk the dog.
- **Work / life balance!**



# KS4 English: An Opportunity to Succeed!

- **A successful department regularly outperforming the national averages: 82 % of Year 11 students and 86% of Year 10 students passed English in 2018!**
- **A dedicated team of teachers who have adapted to the new curriculum.**
- **Calm, engaging and productive lessons.**
- **Strategic intervention sessions for targeted students which build competency and confidence.**
- **How you can help:**
- **Encourage your child to complete Doodle tasks to the best possible standard.**
- **Test your child on quotations for their English Literature texts.**
- **Talk to your child about their progress in the subject from day to day.**



# Combined Science Trilogy



ST PAUL'S ACADEMY


During the AQA Combined Science Trilogy GCSE course, students will:

- o study topics in Biology, Chemistry and Physics.
- o begin the course in January of Year 9 and continue through Years 10 and 11.
- o work towards earning two GCSE grades.
- o complete six exams at the end of the course in Year 11.
- o perform and study 21 required practical activities (experiments).
- o sit regular end of topic tests and a number of pre-public examinations throughout the course as well as receive regular feedback from the class teacher.



Suggested methods to help your child's learning outside the classroom

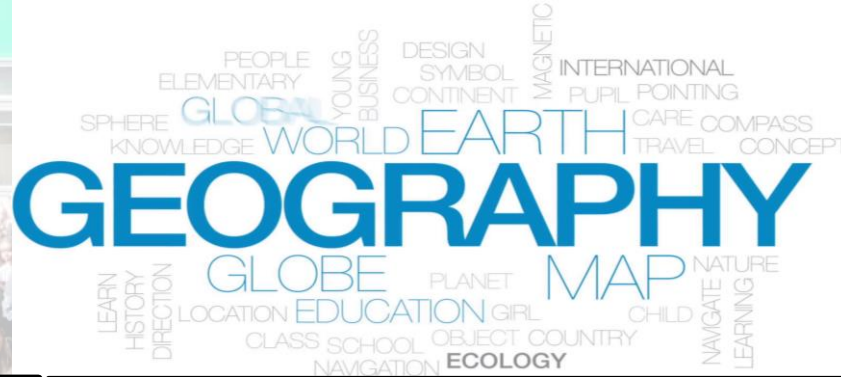
- o AQA ([www.aqa.org](http://www.aqa.org)) provides further details of the GCSE course content including the full specification.
- o Doodle Learn ([www.doodlelearn.co.uk](http://www.doodlelearn.co.uk)) contains teaching and revision materials. Homework assignments will be posted here.
- o The CGP Revision Guide may have been purchased through us, containing revision notes, topic summary and practice questions.
- o Focus ([www.focuselearning.co.uk](http://www.focuselearning.co.uk)) provides simulations of all the required practical activities, helpful videos and practice questions.



OCR B ENQUIRING MINDS  
SYLLABUS



OCR  
RECOGNISING ACHIEVEMENT



Please use this information to encourage your child to complete LOTC (Learning Outside the Classroom)



**Login details:**

**Username:** 14 surname first 2 letters of your name

**Password:** 14 surname first 2 letters of your name

**Institution code:** gj2

Surgery Sessions:

These will be created for Geography. Please ensure your child is taking the opportunity of these!

**After school 3.30-4.10pm Friday – this will include a Surgery Session Club for help and guidance and Topic Test resits.**

To maximise success in Geography please use the following resources provided for your son or daughter:

- Case Study Knowledge (given out this week);
- Kerboodle Online textbook and exam questions;
- PiXL Mobile Phone App for content knowledge;
- Doodle Quizzes;
- Specimen Papers with mark schemes;
- Revision for Topic Test Papers which will take place on Friday every two weeks.

Use the resources on the Kerboodle interactive book, specimen papers and Case Study Knowledge

Websites:

Please see a list of useful web links for your child to revise from:

**Past papers:**


<http://www.ocr.org.uk/qualification/s/gcse-geography-b-geography-for-enquiring-minds-j384-from-2016/>



GCSE Bitesize now provides links



Please take an active part in your child's revision outside of school. Use the resources on the Kerboodle interactive book, specimen papers and Case Study Knowledge Organisers to test your child on different topics.



# GCSE Spanish and French

## How can you support your child?

- **Students should be learning 20 words a week. Test if they have learnt the vocabulary! Ask them a word in English so they can write it in Spanish. Check that spellings are correct.**
- **Have the words always visible at home (on the fridge, next to the bed...)**
  - **10 minutes of vocab learning per day will make a huge difference!**
- **Ensure they complete the tasks set on Doodle (grammar and exam question practice).**

# RELIGIOUS STUDIES



The course that students are following is AQA Specification A and it made up of the following components:

## **Paper 1: Beliefs, Teachings and Practices**

## **Paper 2: Ethical Themes**

Each paper is made up of four sections with two final examinations of 1 hour and 45 minutes.

### **Paper 1: Beliefs, Teachings and Practices**

1. Christian Beliefs and Teachings;
2. Christian Practices;
3. Jewish Beliefs and Teachings;
4. Jewish Practices.

### **Paper 2: Ethical Themes**

- Theme A: Relationships and Family;
- Theme B: Religion and Life;
- Theme D: Peace and Conflict;
- Theme F: Human Rights and Social Justice.

Useful activities that students can do to prepare for the examination include the following:

- Actively revising key terms and significant quotes as found in pages 176-181 of the school planner;
- Attempting Past Papers;
- Mind maps;
- Flashcards;
- Revision Posters;
- Produce evaluation tables for each topic;
- Work through their revision guide;
- Attend revision/ booster classes offered in school.

### **SPAG**

Spelling, Punctuation and Grammar will be assessed in the 12 mark answers in both papers

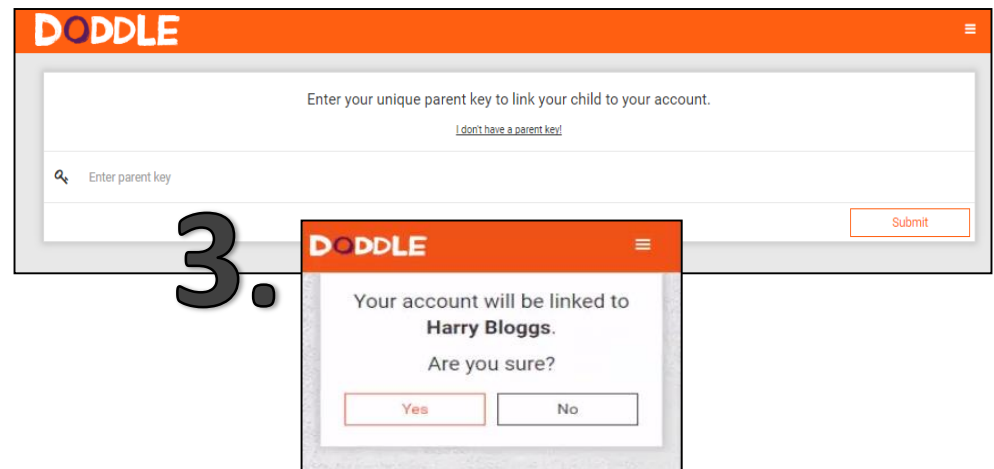
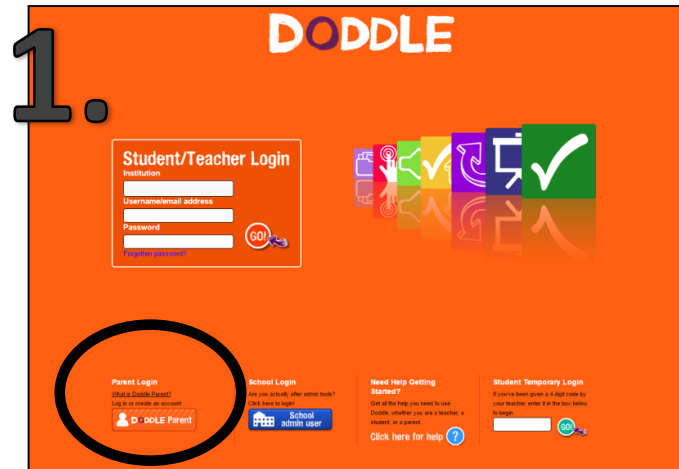
## How do you set up an account?

1. Create your Doddle Parent account at [www.doddelearn.co.uk/app/parent/enrol](http://www.doddelearn.co.uk/app/parent/enrol) using your own email address

2. Verify your account using the link sent to your email

3. You will then be given a unique key for your child/children by the school.

Once entered, this key will link your account to your child's data.





# DODDLE Parent

- Empowering parents with up-to-date assessment and homework information

✓ Instantly see what homework your child has been set

✓ View the resources they have to do

✓ Support your child's learning at home

✓ See how well your child is doing in individual subjects

✓ Information on-the-go on your mobile

✓ Identify strong and weak points





# DODDLE

[www.doddlelearn.co.uk](http://www.doddlelearn.co.uk)

To create an account and/or log in, head to [www.doddlelearn.co.uk](http://www.doddlelearn.co.uk)

To find out more, watch our videos online: [www.doddlelearn.co.uk/support](http://www.doddlelearn.co.uk/support)

Questions? Email us on [hello@doddlelearn.co.uk](mailto:hello@doddlelearn.co.uk)

